

Product Datasheet


Single Nozzle Eye, Face and Body Shower

Opt 100

Opt 200

Developed to suit hazardous environments where there is the possibility of small spillages of chemicals or dangerous substances. This wall mounted, single nozzle handheld eye, face and body shower is fitted with a 1.5 meter flexible hose to facilitate direct decontamination of the eyes or other specific areas of the body. Choice of wall mounted or table mounted model.

- Quick to activate lock-on actuating button for ease of use
- Nozzles protected by dust covers deliver 1.8 US gallons per minute flow rate for a thorough rinse of the affected area



Specifications

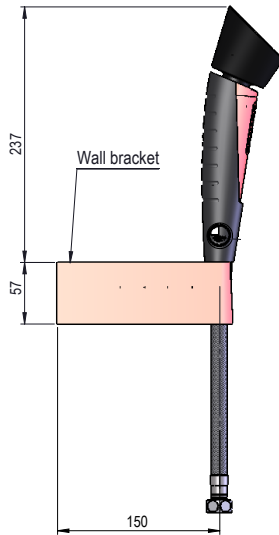
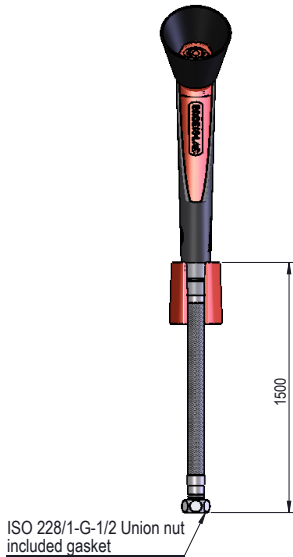
MATERIALS OF CONSTRUCTION	
SPRAY OUTLET	Ethylene propylene (EPDM)
SAFETY EYE CUPS	Ethylene propylene (EPDM)
DUST COVERS AND BODY	Plastic
STANDARD FINISH	Black and red
SERVICES	
WATER INLET	1/2" Female NPT (hose connection)
OPERATING PRESSURE	1 to 10 BAR G / 14 to 145 PSI
MINIMUM FLOW RATES	7 L per minute / 1.8 US gal per minute
AMBIENT OPERATING TEMPERATURE	
MINIMUM	5C / 41F
MAXIMUM	35C / 95F
OPERATION	
EYE/FACE WASH	Lock-on actuating button
WEIGHT	
WEIGHT	0.5kg / 1.1lb

General Arrangement Drawing

Single Nozzle Eye, Face and Body Shower

Opt 100

Opt 200



Opt 100

Opt 200

