


Product Datasheet

Self-draining safety shower

SD18G
SD18GS

Floor mounted safety shower specifically designed for hot climates. After use, or following a weekly activation, the standpipe drains when the valve is closed to prevent stagnant water overheating due to solar radiation, removing the risk of scalding when next used.

The fast, easy grip pull handle is simple to operate in the event of an emergency. Upon activation, a water flow rate of 76 liters (20 US gal) per minute provides the necessary decontamination. Complies to ANSI standards.



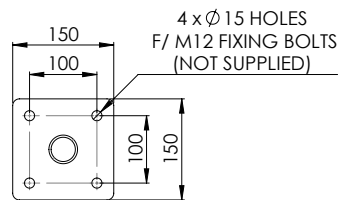
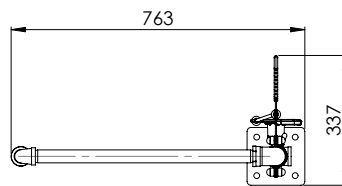
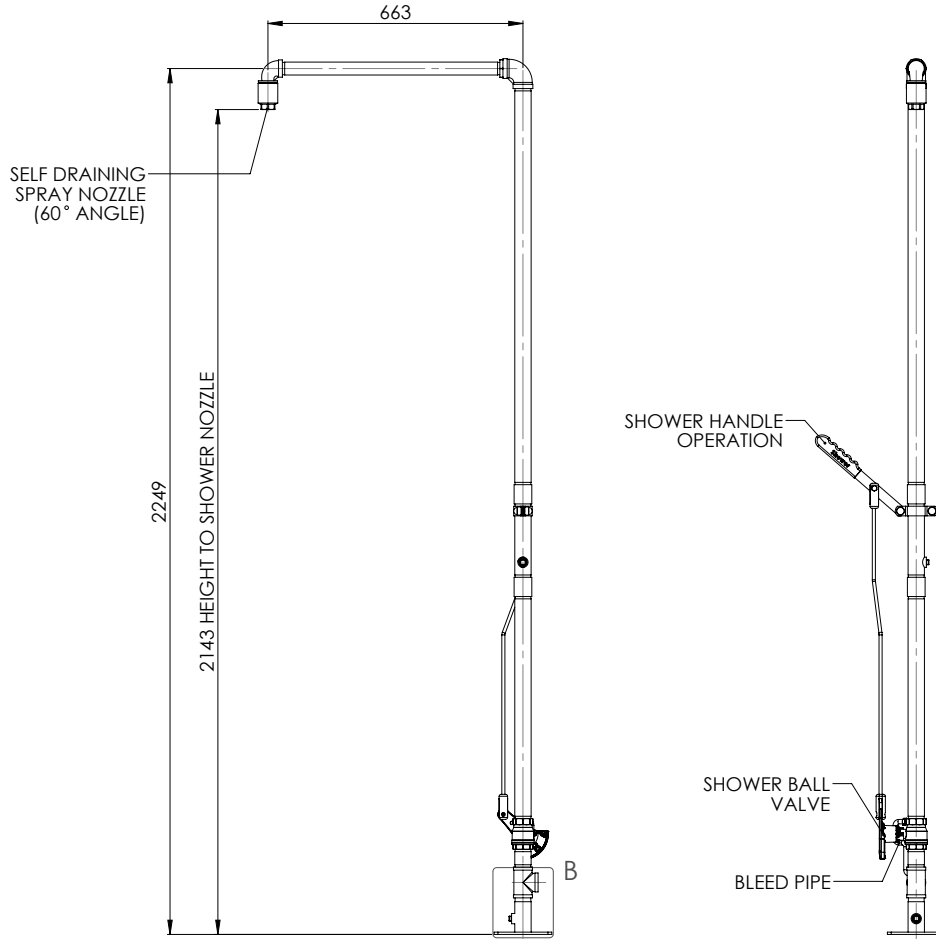
Specifications

MATERIALS OF CONSTRUCTION	
PIPEWORK & FITTINGS	Stainless steel (GS) or galvanized mild steel (G)
OPERATING VALVE	Stainless steel, full bore, stay open ball valve
SHOWER NOZZLE	Injection moulded nylon 6
SERVICES	
WATER INLET	1¼" female NPT
OPERATING PRESSURE	2 to 6 BAR G / 29 to 87 PSI (higher supply pressures accommodated with the incorporation of the optional pressure reducing valve)
MINIMUM FLOW RATES	76 L per minute / 20 US gal per minute
AMBIENT OPERATING TEMPERATURE	
MINIMUM	5C / 41F
MAXIMUM	55C / 131F
OPERATION	
SHOWER	Push down lever
DIMENSIONS & WEIGHT	
DIMENSIONS (WxDxH)	337mm (13.2in) x 763mm (30in) x 2300mm (90.6in)
WEIGHT	15kg (33lb)

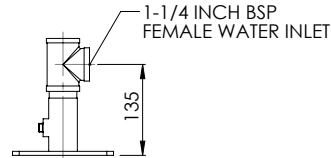
General Arrangement Drawing

Self-draining safety shower

SD18G
SD18GS



FIXING DETAIL
SCALE 1:8



DETAIL B
SCALE 1:8